

# AADCAP Member Survey

D. Richard Martini, MD

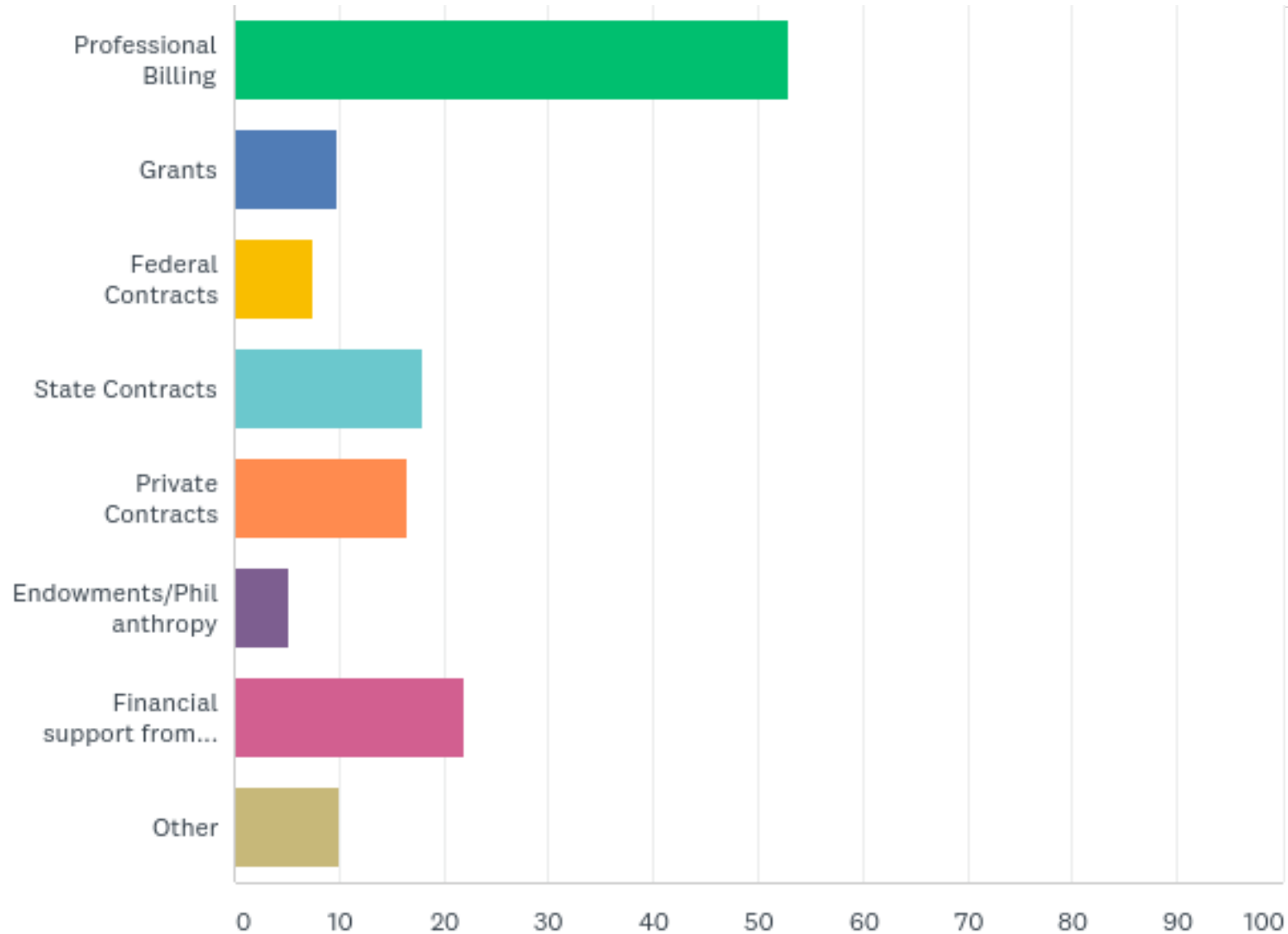
# Demographic Information

- 37 Surveys were complete (nearly a 30% response rate)
- Responses from programs across the country
- Directors with tenures ranging from 6 months to 26 years
  - Average of 9.5 years in the position
- Program size broke evenly into three groups based on number of faculty
  - 60 to greater than 100
  - 15 to 40
  - 14 or less
- Seventy-three percent of the respondents with an academic rank of professor

# Revenue Generation in Child and Adolescent Psychiatry Programs

## Q24: What percentage of the division/department's income comes from each of the following? (must add up to 100)

Answered: 29



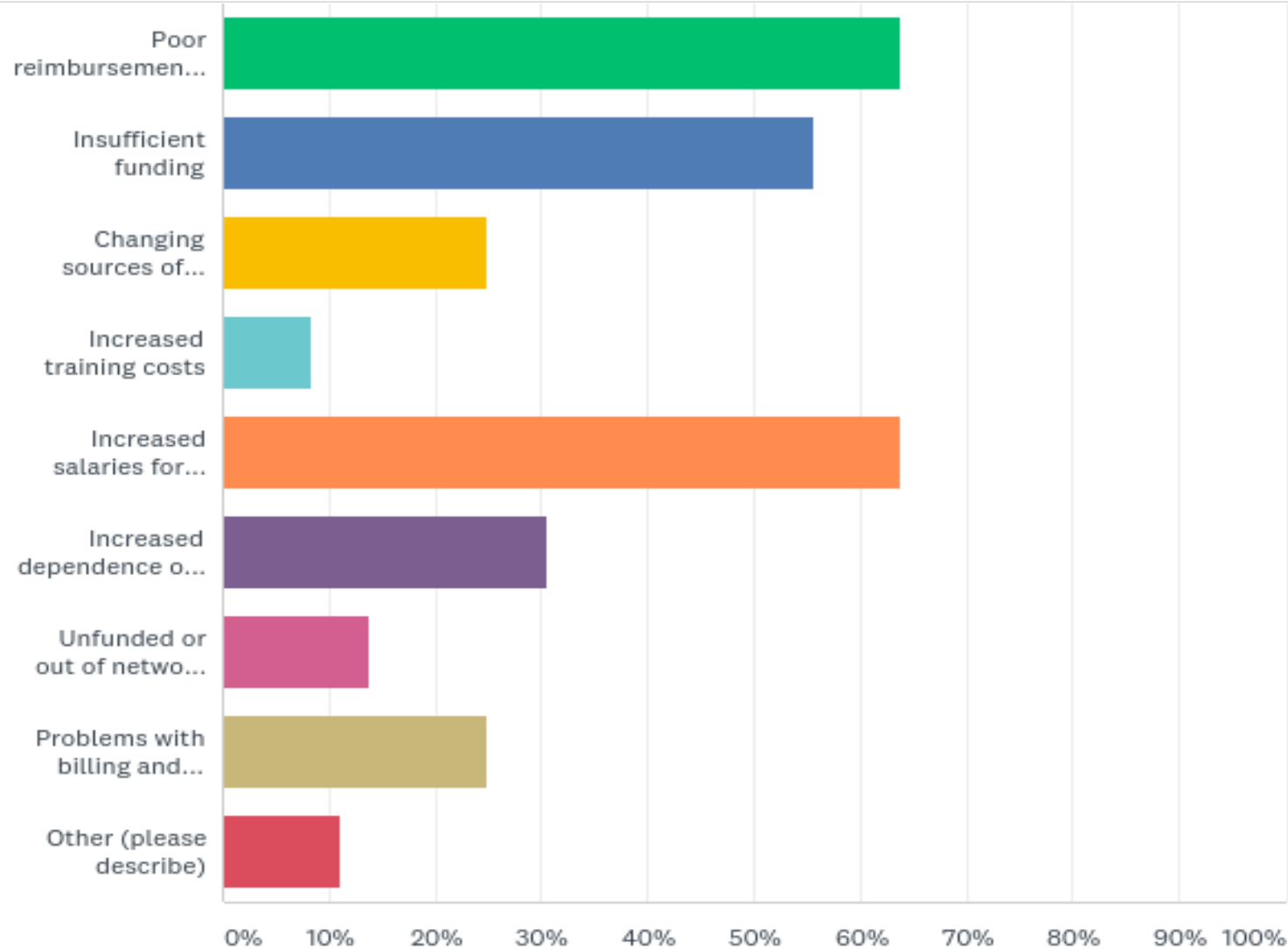
## Q24: What percentage of the division/department's income comes from each of the following? (must add up to 100)

Answered: 29 Skipped: 8

ANSWER CHOICES	AVERAGE NUMBER	TOTAL NUMBER	RESPONSES
Professional Billing	53	1,481	28
Grants	10	185	19
Federal Contracts	8	76	10
State Contracts	18	342	19
Private Contracts	16	230	14
Endowments/Philanthropy	5	72	14
Financial support from the hospital, Department of Psychiatry, Department of Pediatrics, the School of Medicine	22	504	23
Other	10	10	1
Total Respondents: 29			

# Q27: What are the most important financial challenges for the division/department?

Answered: 36



## Q27: What are the most important financial challenges for the division/department?

Answered: 36 Skipped: 1

ANSWER CHOICES	RESPONSES	
Poor reimbursement rates	63.89%	23
Insufficient funding	55.56%	20
Changing sources of funding	25.00%	9
Increased training costs	8.33%	3
Increased salaries for faculty	63.89%	23
Increased dependence on professional billing	30.56%	11
Unfunded or out of network patients	13.89%	5
Problems with billing and documentation	25.00%	9
Other (please describe)	11.11%	4
Total Respondents: 36		

# Questions for Discussion

- How should child and adolescent psychiatry programs be financed?
- What are possible sources of income?



# Utilization of Additional Pediatric Mental Health Providers in Child and Adolescent Psychiatry Programs

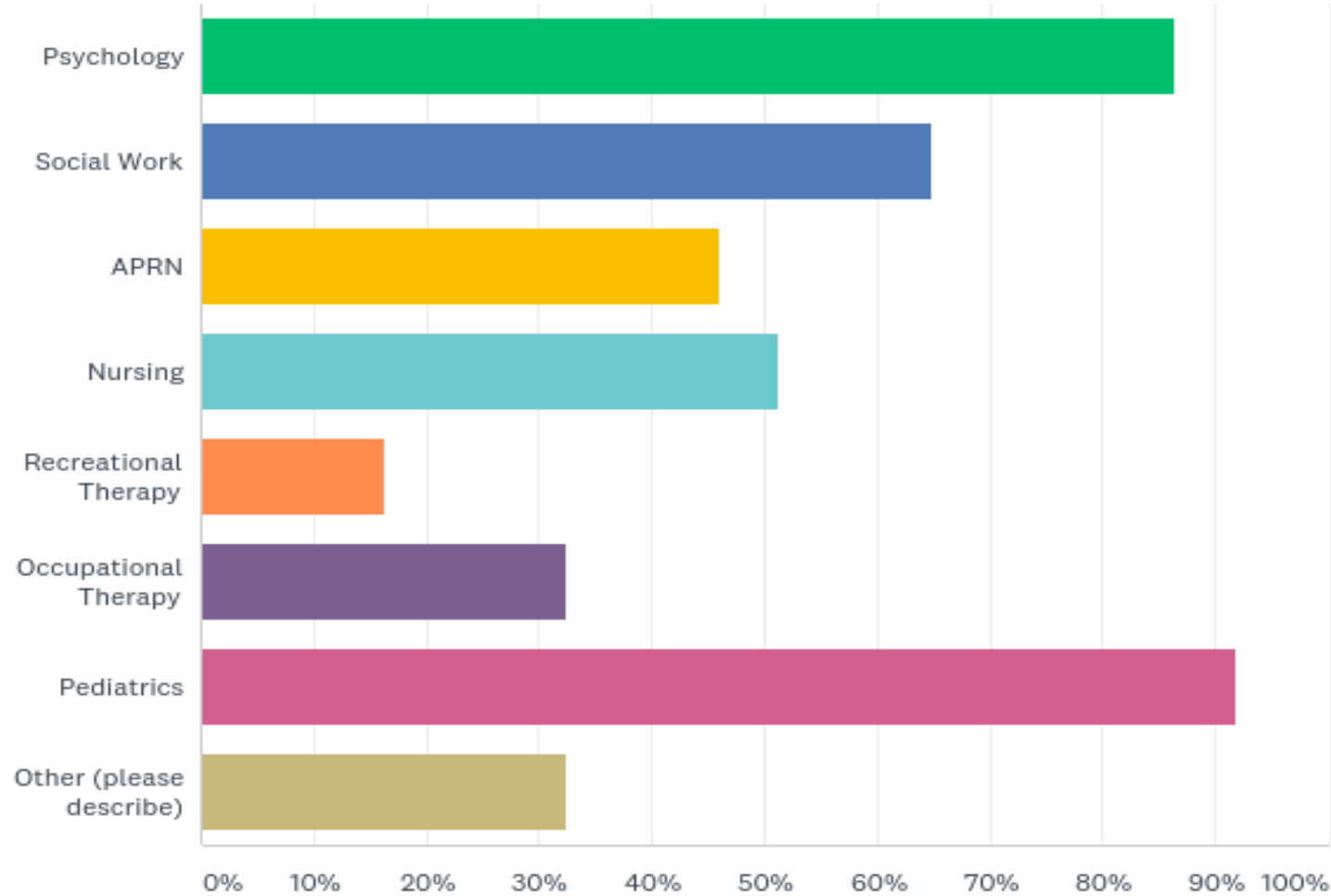
# Q18: What disciplines are in your division/department and how many individuals report to you?

Answered: 36 Skipped: 1

	1 TO 5	6 TO 10	11 TO 15	16 TO 20	GREATER THAN 20	TOTAL
Child and Adolescent Psychiatrists	16.67% 6	30.56% 11	13.89% 5	8.33% 3	30.56% 11	36
Psychologists	36.67% 11	26.67% 8	13.33% 4	3.33% 1	20.00% 6	30
Social Workers	50.00% 14	17.86% 5	3.57% 1	7.14% 2	21.43% 6	28
APRN's	82.61% 19	4.35% 1	4.35% 1	0.00% 0	8.70% 2	23
Physician Extenders	100.00% 3	0.00% 0	0.00% 0	0.00% 0	0.00% 0	3
Other (please describe)	33.33% 1	33.33% 1	0.00% 0	0.00% 0	33.33% 1	3

# Q17: What other training programs have rotations at your clinical sites?

Answered: 37 Skipped: 0



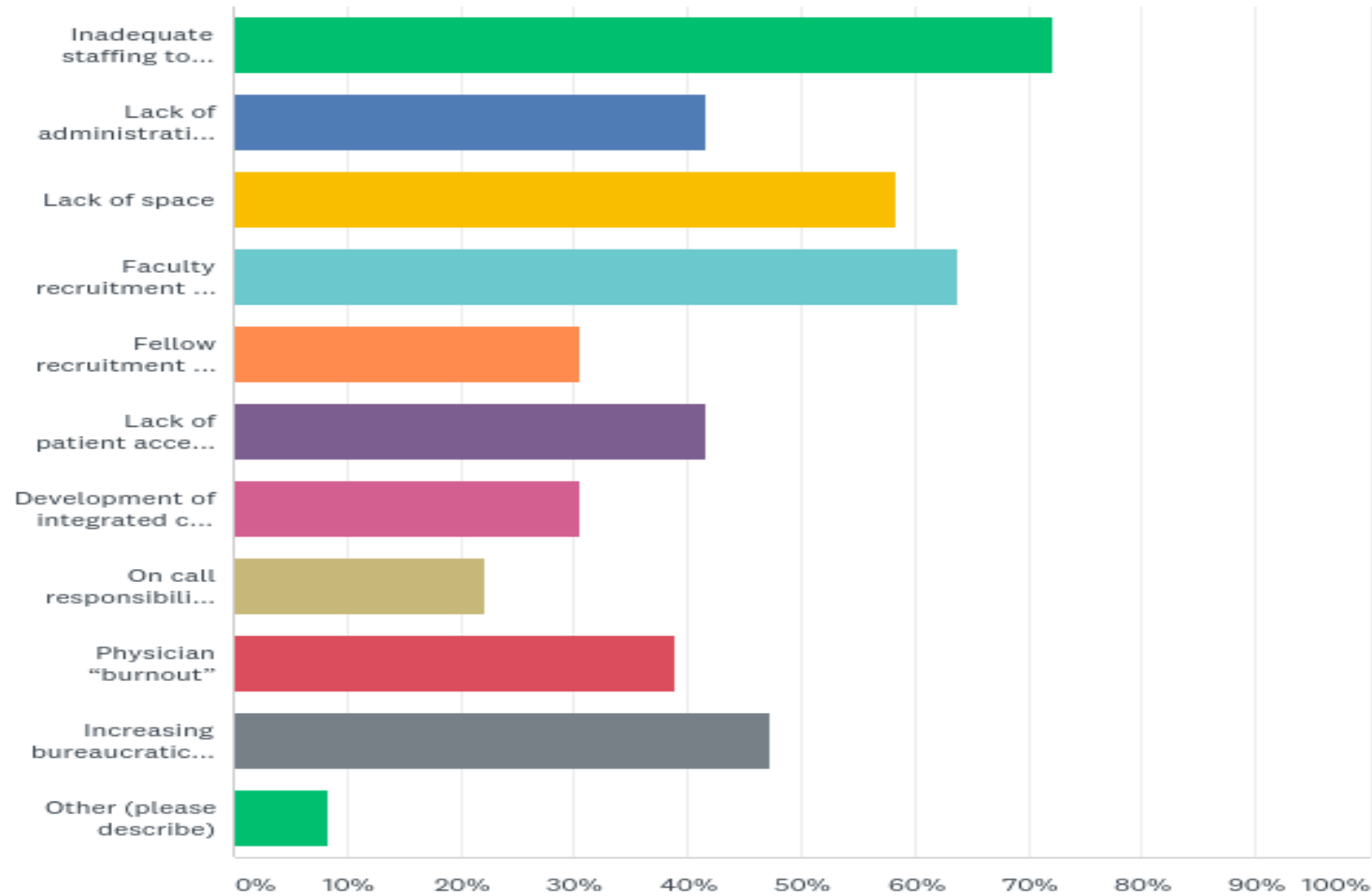
# Q17: What other training programs have rotations at your clinical sites?

Answered: 37 Skipped: 0

ANSWER CHOICES	RESPONSES	
Psychology	86.49%	32
Social Work	64.86%	24
APRN	45.95%	17
Nursing	51.35%	19
Recreational Therapy	16.22%	6
Occupational Therapy	32.43%	12
Pediatrics	91.89%	34
Other (please describe)	32.43%	12
Total Respondents: 37		

## Q28: What are the most important operational challenges for the division/department? (please check all that apply)

Answered: 36 Skipped: 1



## Q28: What are the most important operational challenges for the division/department? (please check all that apply)

Answered: 36 Skipped: 1

ANSWER CHOICES	RESPONSES	
Inadequate staffing to meet the clinical demand	72.22%	26
Lack of administrative support from the hospital/department	41.67%	15
Lack of space	58.33%	21
Faculty recruitment and retention	63.89%	23
Fellow recruitment and retention	30.56%	11
Lack of patient access to clinical services in the program	41.67%	15
Development of integrated care services in the community	30.56%	11
On call responsibilities	22.22%	8
Physician "burnout"	38.89%	14
Increasing bureaucratic responsibilities	47.22%	17
Other (please describe)	8.33%	3
Total Respondents: 36		

# Questions for Discussion

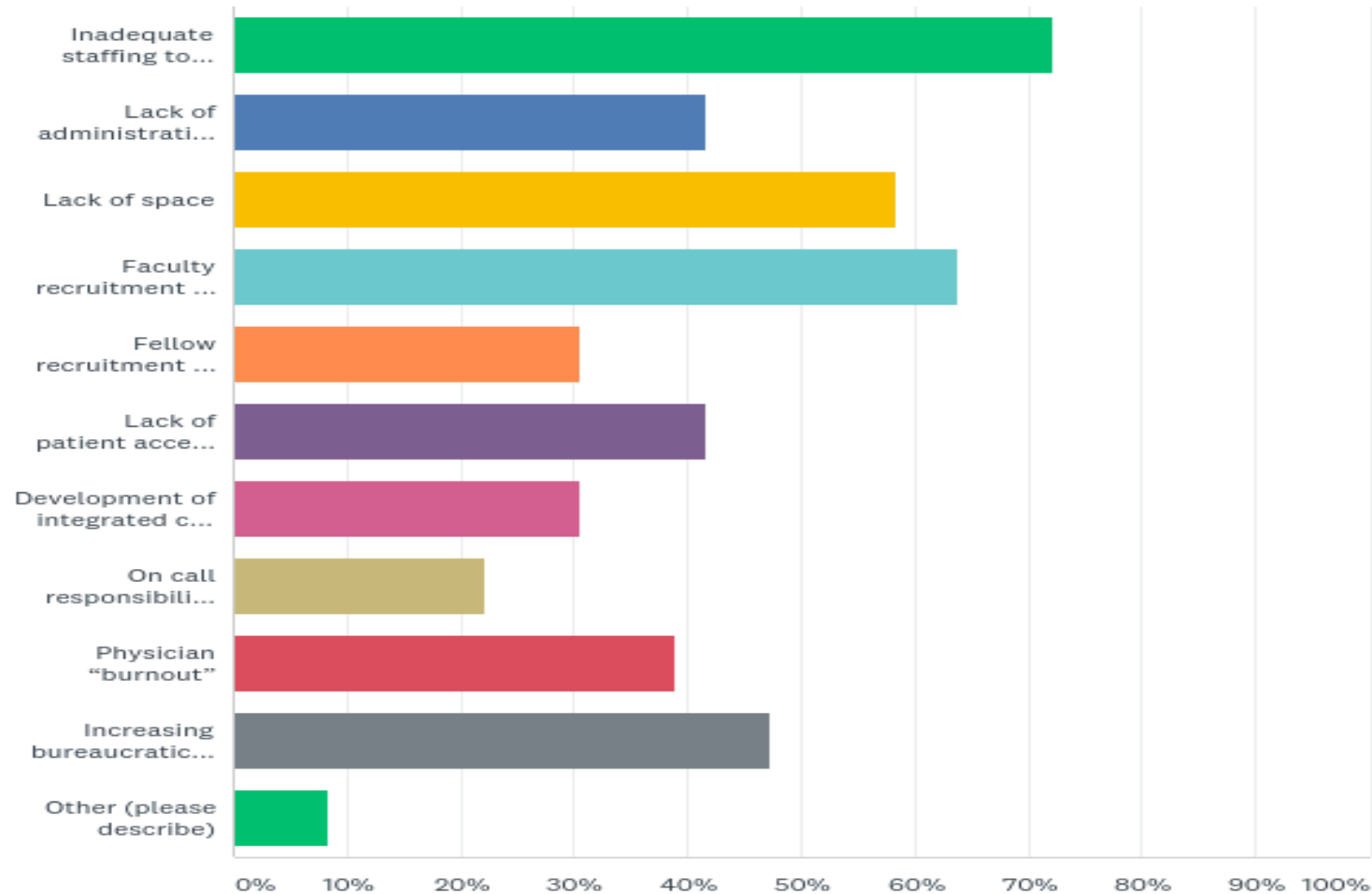
- How can Directors of Child and Adolescent Psychiatry Utilize additional pediatric mental health professionals to meet clinical demand?
- What should be the role of child and adolescent psychiatrists in these relationships?

# Recruitment, Retention, and Career Development of Child and Adolescent Psychiatrists within Departments and Divisions



## Q28: What are the most important operational challenges for the division/department? (please check all that apply)

Answered: 36 Skipped: 1



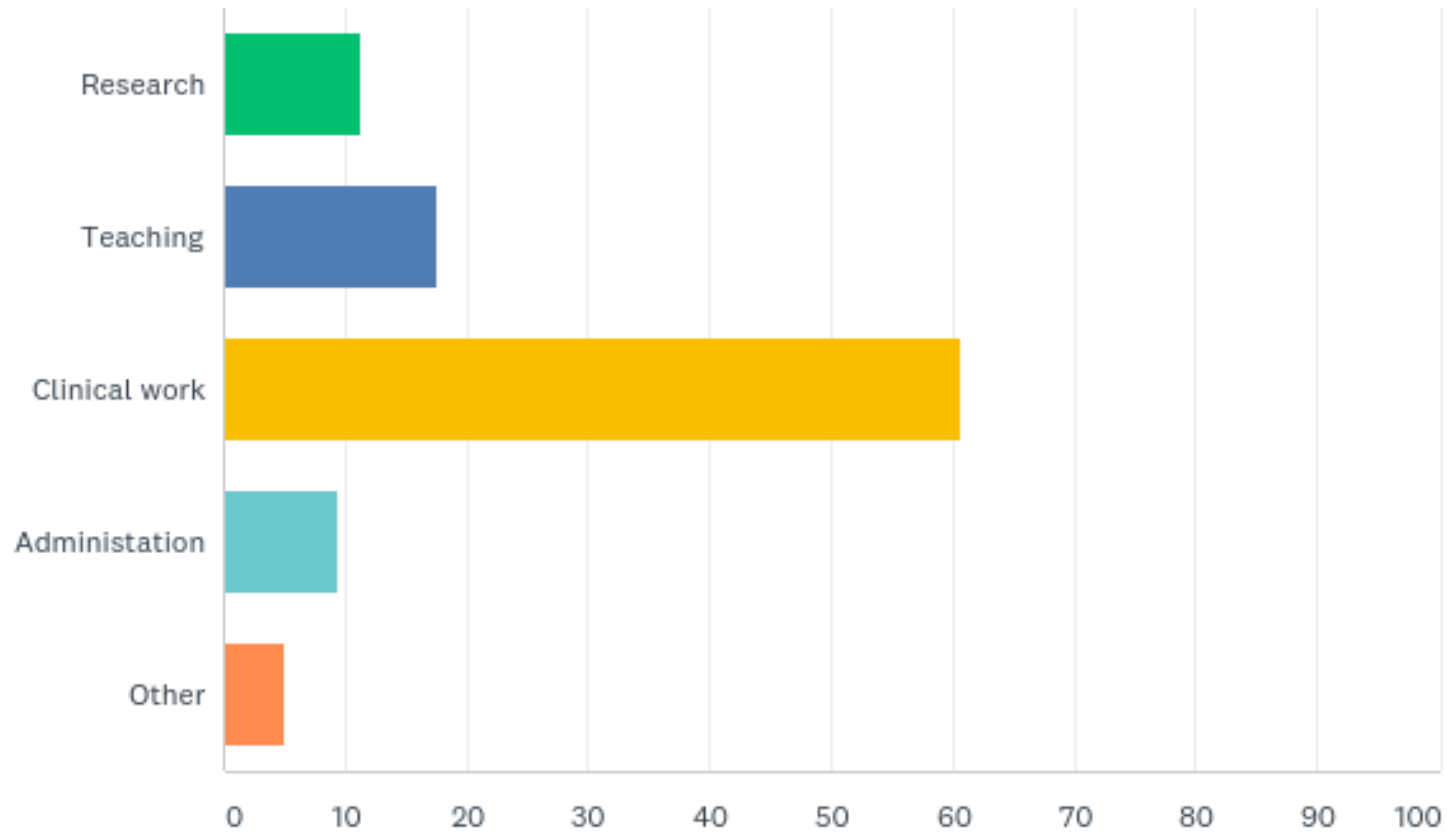
## Q28: What are the most important operational challenges for the division/department? (please check all that apply)

Answered: 36 Skipped: 1

ANSWER CHOICES	RESPONSES	
Inadequate staffing to meet the clinical demand	72.22%	26
Lack of administrative support from the hospital/department	41.67%	15
Lack of space	58.33%	21
Faculty recruitment and retention	63.89%	23
Fellow recruitment and retention	30.56%	11
Lack of patient access to clinical services in the program	41.67%	15
Development of integrated care services in the community	30.56%	11
On call responsibilities	22.22%	8
Physician "burnout"	38.89%	14
Increasing bureaucratic responsibilities	47.22%	17
Other (please describe)	8.33%	3
<b>Total Respondents: 36</b>		

# Q10: What percentage of faculty time is devoted to the following: (must add up to 100)

Answered: 34 Skipped: 3



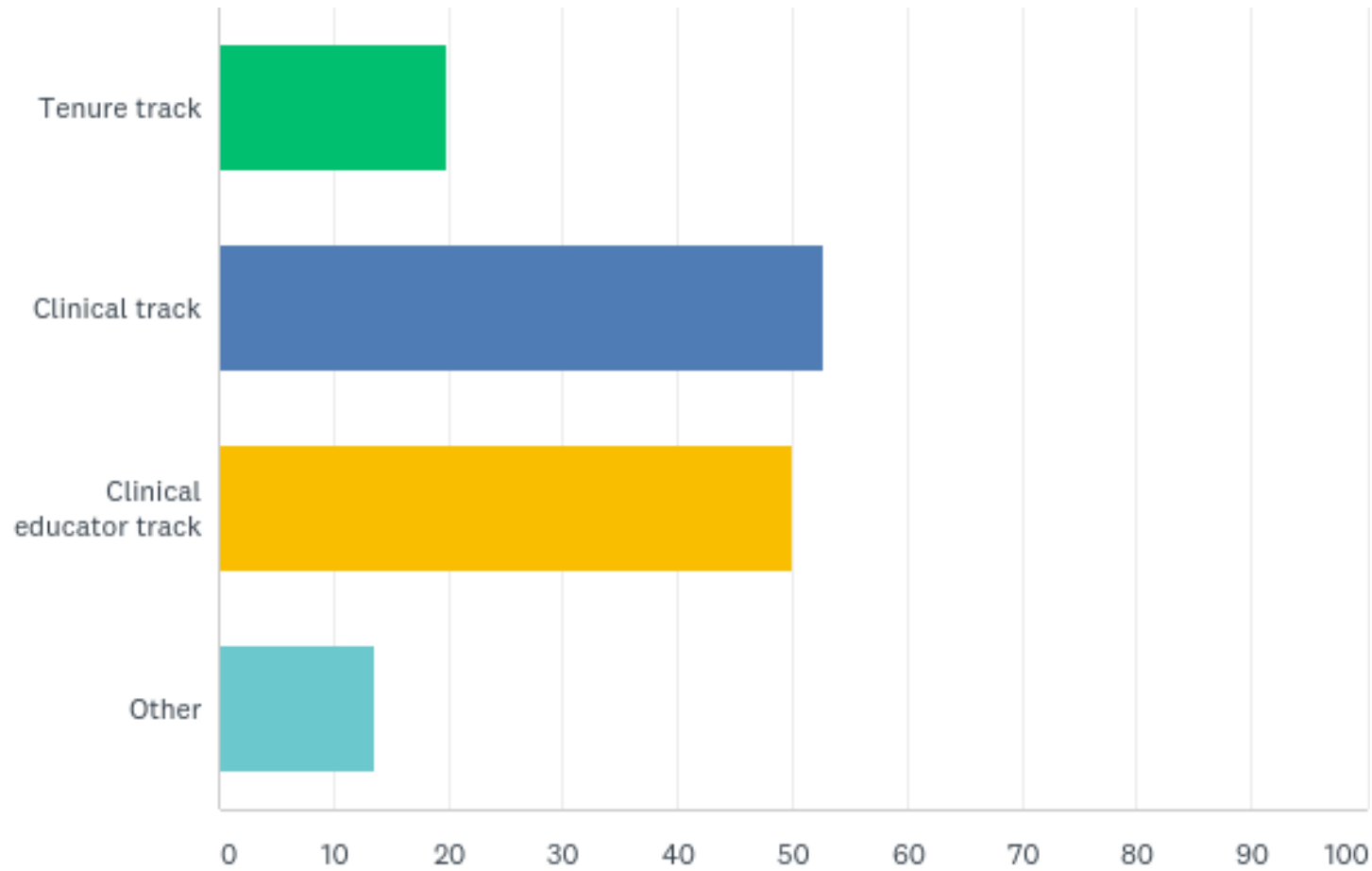
# Q10: What percentage of faculty time is devoted to the following: (must add up to 100)

Answered: 34 Skipped: 3

ANSWER CHOICES	AVERAGE NUMBER	TOTAL NUMBER	RESPONSES
Research	11	387	34
Teaching	18	595	34
Clinical work	61	2,066	34
Administation	9	322	34
Other	5	30	6
Total Respondents: 34			

# Q11: What percentage of the faculty is on the following: (must add up to 100)

Answered: 36 Skipped: 1



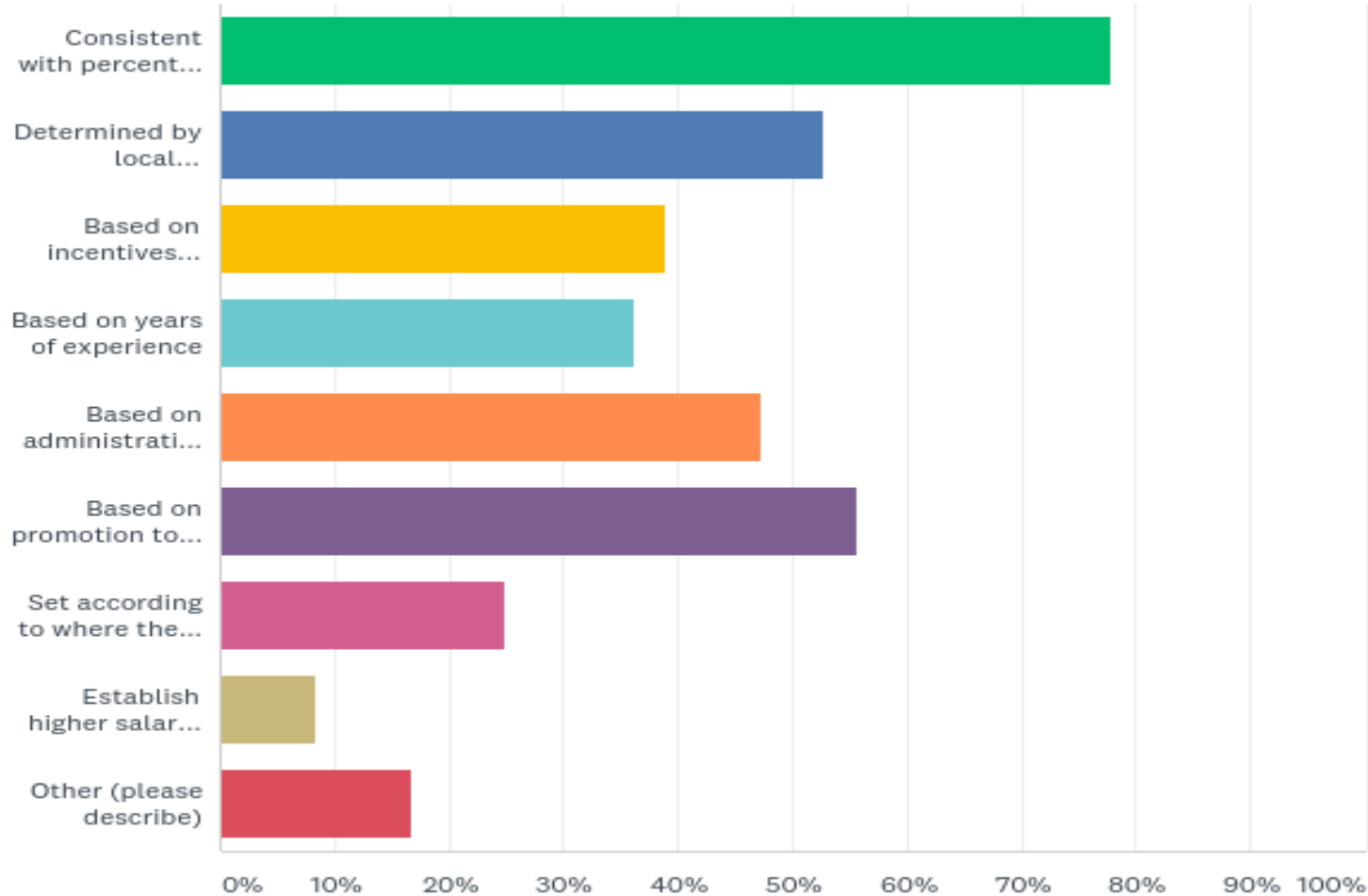
# Q11: What percentage of the faculty is on the following: (must add up to 100)

Answered: 36 Skipped: 1

ANSWER CHOICES	AVERAGE NUMBER	TOTAL NUMBER	RESPONSES
Tenure track	20	616	31
Clinical track	53	1,425	27
Clinical educator track	50	1,451	29
Other	14	108	8
Total Respondents: 36			

## Q29: How are faculty salaries determined? (please check all that apply)

Answered: 36 Skipped: 1



## Q29: How are faculty salaries determined? (please check all that apply)

Answered: 36 Skipped: 1

ANSWER CHOICES	RESPONSES
Consistent with percentile targets by AAAMC and MGMA	77.78% 28
Determined by local competition	52.78% 19
Based on incentives using WRVU or time expectations	38.89% 14
Based on years of experience	36.11% 13
Based on administrative responsibilities	47.22% 17
Based on promotion to Assistant, Associate, and Full Professor	55.56% 20
Set according to where the faculty work (higher in revenue generating services)	25.00% 9
Establish higher salaries for those supporting clinical services when compared to research or tenured track positions	8.33% 3
Other (please describe)	16.67% 6
Total Respondents: 36	



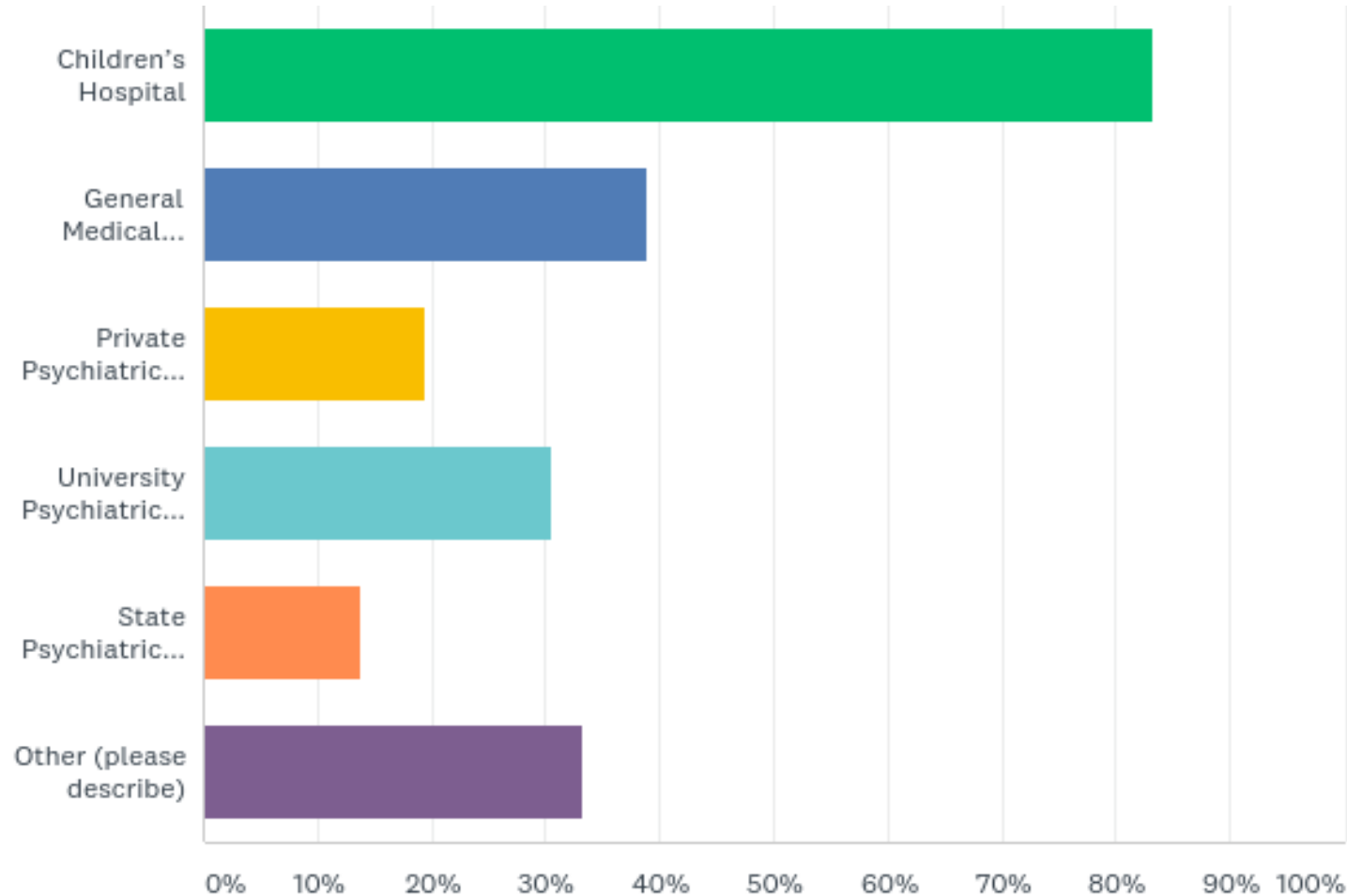
# Questions for Discussion

- How can child and adolescent psychiatry divisions and departments recruit and retain child and adolescent psychiatrists and appropriately acknowledge their contributions to the program?

# The Relationship between Departments and Divisions of Child and Adolescent Psychiatry and Pediatrics

# Q20: What sites are responsible for the division/department's clinical services?

Answered: 36 Skipped: 1



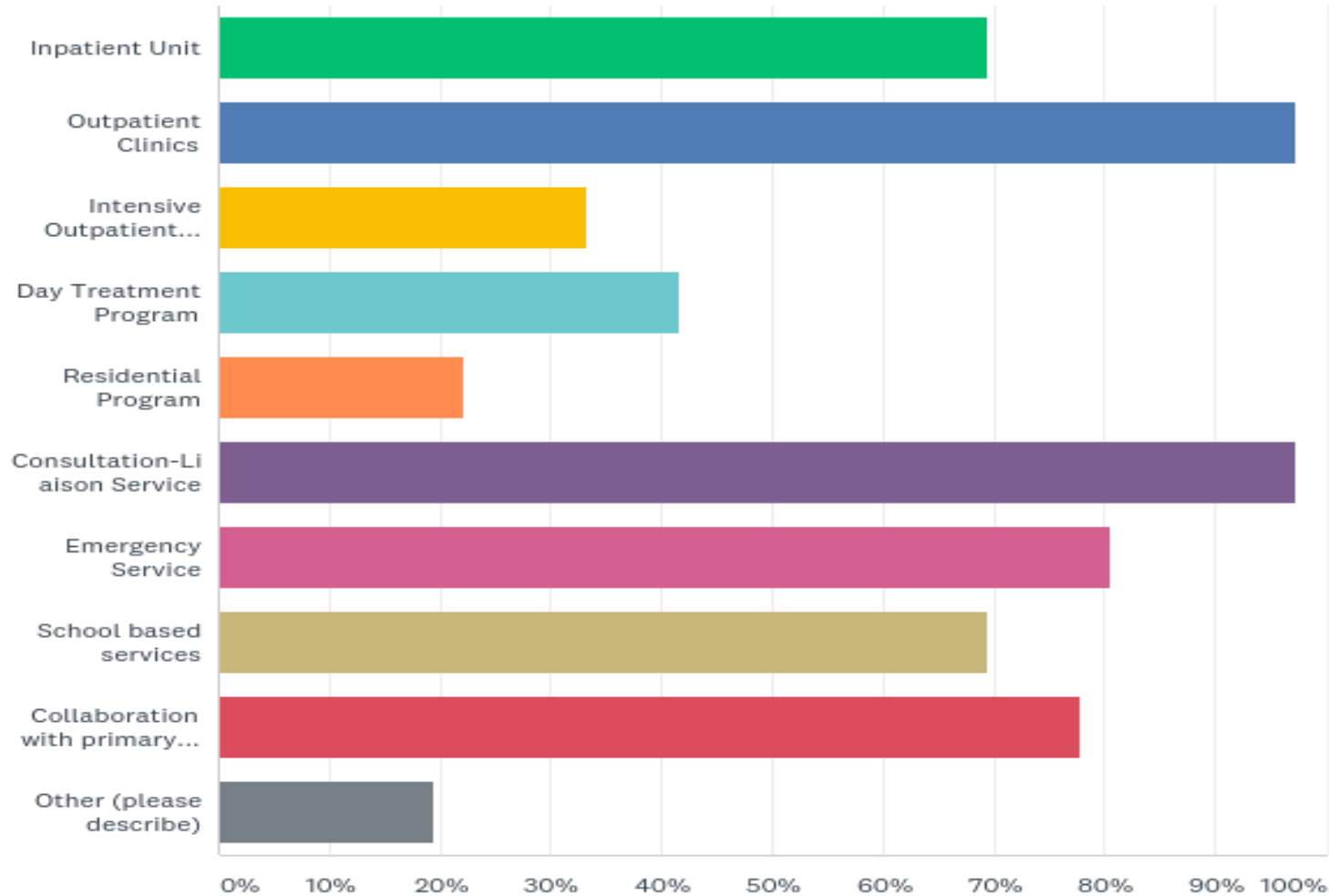
## Q20: What sites are responsible for the division/department's clinical services?

Answered: 36 Skipped: 1

ANSWER CHOICES	RESPONSES	
Children's Hospital	83.33%	30
General Medical Hospital	38.89%	14
Private Psychiatric Hospital	19.44%	7
University Psychiatric Hospital	30.56%	11
State Psychiatric Hospital	13.89%	5
Other (please describe)	33.33%	12
Total Respondents: 36		

## Q22: What services are offered in your division/department? (please check each relevant service)

Answered: 36 Skipped: 1



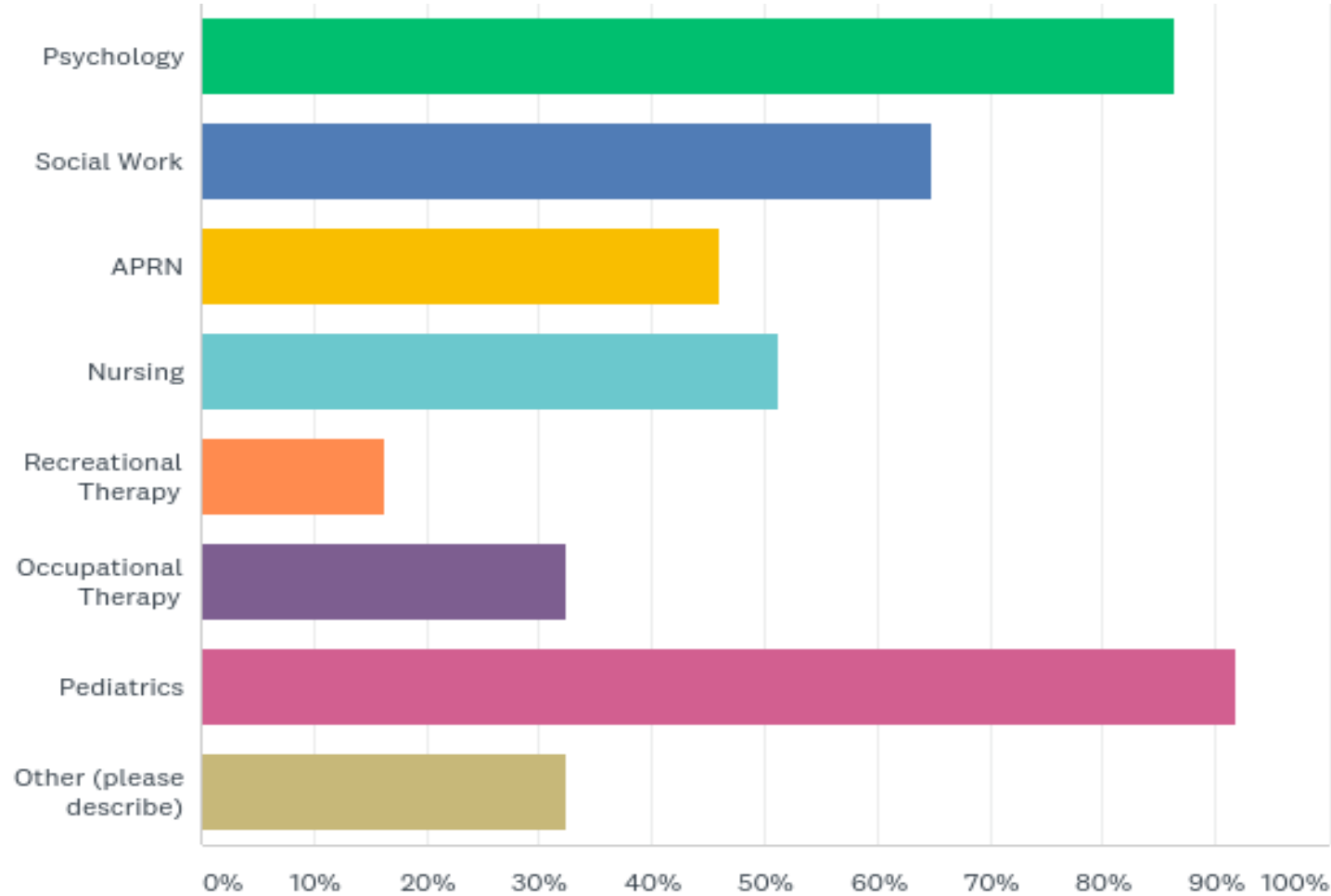
## Q22: What services are offered in your division/department? (please check each relevant service)

Answered: 36 Skipped: 1

ANSWER CHOICES	RESPONSES	
Inpatient Unit	69.44%	25
Outpatient Clinics	97.22%	35
Intensive Outpatient Program	33.33%	12
Day Treatment Program	41.67%	15
Residential Program	22.22%	8
Consultation-Liaison Service	97.22%	35
Emergency Service	80.56%	29
School based services	69.44%	25
Collaboration with primary care	77.78%	28
Other (please describe)	19.44%	7
Total Respondents: 36		

# Q17: What other training programs have rotations at your clinical sites?

Answered: 37 Skipped: 0



# Q17: What other training programs have rotations at your clinical sites?

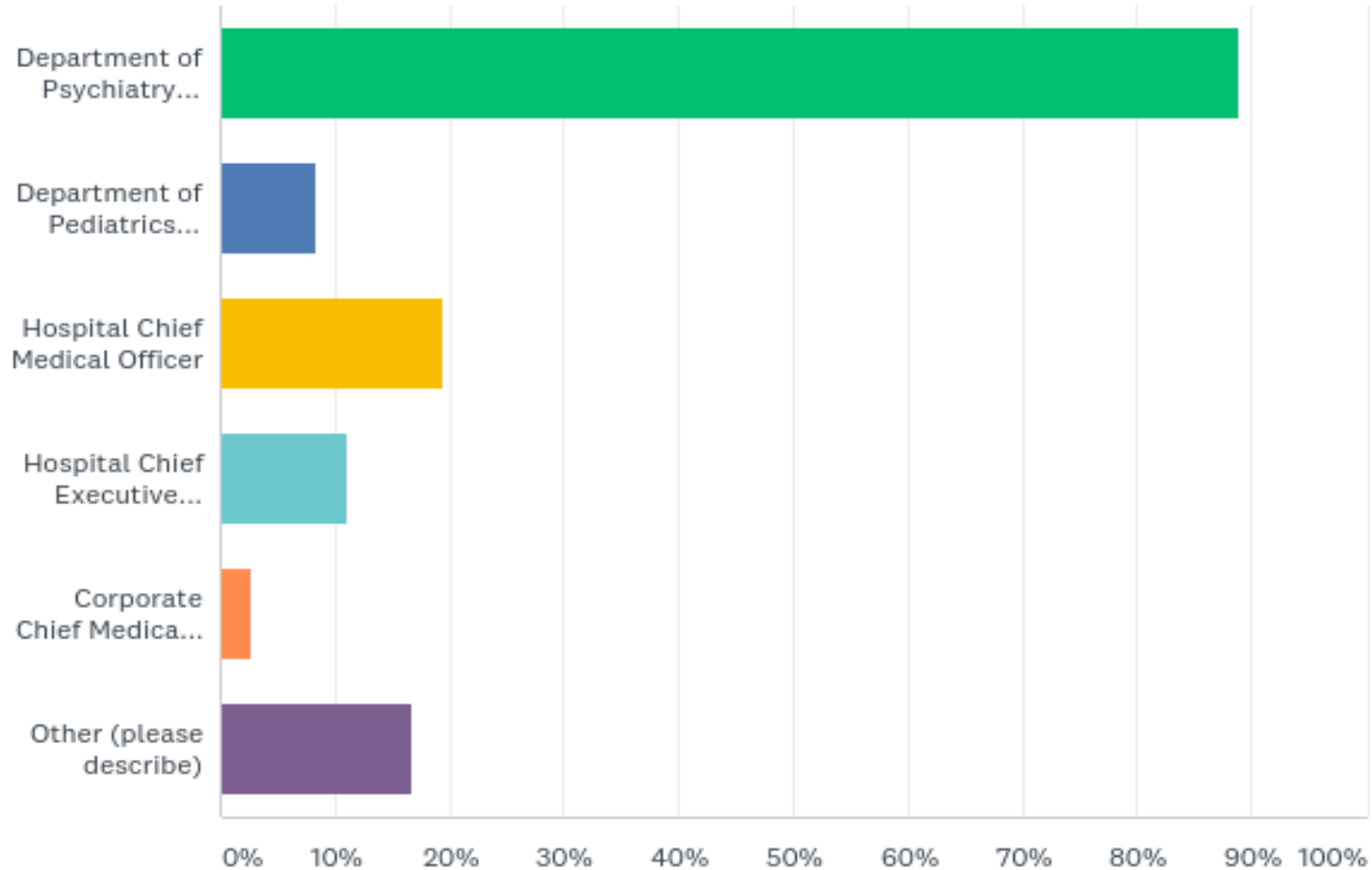
Answered: 37 Skipped: 0

ANSWER CHOICES	RESPONSES	
Psychology	86.49%	32
Social Work	64.86%	24
APRN	45.95%	17
Nursing	51.35%	19
Recreational Therapy	16.22%	6
Occupational Therapy	32.43%	12
Pediatrics	91.89%	34
Other (please describe)	32.43%	12
Total Respondents: 37		



# Q21: Who do you directly report to? (check all that apply)

Answered: 36 Skipped: 1



# Q21: Who do you directly report to? (check all that apply)

Answered: 36 Skipped: 1

ANSWER CHOICES	RESPONSES	
Department of Psychiatry Chair	88.89%	32
Department of Pediatrics Chair	8.33%	3
Hospital Chief Medical Officer	19.44%	7
Hospital Chief Executive Officer	11.11%	4
Corporate Chief Medical Officer	2.78%	1
Other (please describe)	16.67%	6
Total Respondents: 36		

# Questions for Discussion

- What role should divisions/departments of child and adolescent psychiatry play in the administration of children's hospitals?
- How should child and adolescent psychiatry collaborate with Departments of Pediatrics?